



# C.R.I. WIRES & CABLES

*Quality to the core*

Optimal safety against :


Fire | Short circuit | Overload | Low voltage



IS : 694



CM/L - 3406447



Housing | Buildings | Industries



# C.R.I. WIRES & CABLES

## About us:

C.R.I.'s vast experience and successful track record in pump industry spanning over 6 decades facilitate not only to enhance the range of pumps & motors, but also to produce and supply quality wires and cables in its state-of-the-art manufacturing facility at Coimbatore, India. The systems at the manufacturing facility are certified for ISO-9001 and the product manufactured to meet the relevant PVC cable standard IS 694.

## Conductor:

These wires are manufactured using Electrolytic Grade 99.97% purity copper with more than 100% conductivity. The conductors are drawn using state-of-the-art multiwire drawing machine as fine wires and bunched with concentricity according to IS 8130. High purity and conductivity of copper ensures greater saving of electrical energy.

## Certifications:

- ISI
- ISO 9001 : 2015 Certification for the quality management systems

## HEAT RESISTANT(HR) FLAME RETARDANT(FR) LOW SMOKE HALOGEN(LSH) PVC INSULATED INDUSTRIAL CABLES

### Z PRIME



**Voltage Rating** : up to and including 1100 volts - AC Supply

**Temperature Range**: -10° C to +70° C

**Insulation Material** : Heat Resistant (HR) Flame Retardant (FR)  
Low Smoke and Halogen PVC (LSH)  
Lead Free (LF)

**Conductor** : High Conductivity Annealed  
Bunched Copper

**Conductor Class** : 2

**Available Size** : 1.0 mm<sup>2</sup> to 2.5 mm<sup>2</sup>

## LEAD FREE FLAME RETARDANT LOW SMOKE HALOGEN (FR-LSH) PVC INSULATED BUILDING WIRES

### Z FUME FR-LSH



**Voltage Rating** : up to and including 1100 volts - AC Supply

**Temperature Range**: -10° C to +70° C

**Insulation Material** : Flame Retardant PVC (FR) Low Smoke and  
Halogen PVC (FR-LSH)

**Conductor** : High Conductivity Annealed  
Bunched Copper

**Conductor Class** : 2 & 5

**Available Size** : 0.5 mm<sup>2</sup> to 50.0 mm<sup>2</sup>



## FLAME RETARDANT(FR) PVC INSULATED BUILDING WIRES

**Z FIRE**  
FR



**Voltage Rating** : up to and including 1100 volts - AC Supply

**Temperature Range**: -10° C to +70° C

**Insulation Material** : Flame Retardant PVC (FR)


**Conductor** : High Conductivity Annealed  
Bunched Copper

**Conductor Class** : 2

**Available Size** : 0.5 mm<sup>2</sup> to 50.0 mm<sup>2</sup>

## FLAME RETARDANT(FR) PVC INSULATED INDUSTRIAL CABLES

**Z FLAME**



**Voltage Rating** : up to and including 1100 volts - AC Supply

**Temperature Range**: -10° C to +70° C


**Insulation Material** : Flame Retardant PVC (FR)

**Conductor** : High Conductivity Annealed  
Bunched Copper

**Conductor Class** : 5

**Available Size** : 0.5 mm<sup>2</sup> to 50.0 mm<sup>2</sup>

## 3 CORE SUBMERSIBLE FLAT CABLES



**Voltage Rating** : up to and including 1100 volts - AC Supply

**Temperature Range**: -10° C to +70° C

**Insulation Material** : Flexible water proof PVC


**Conductor** : High Conductivity Annealed  
Bunched Copper

**Conductor Class** : 5

**Available Size** : up to and including 50.0 mm<sup>2</sup> (3 & 4 Core)

**Sheath Color** : Black & Blue

## 2, 3 & 4 CORE SUBMERSIBLE ROUND CABLES



- Voltage Rating** : up to and including 1100 volts - AC Supply
- Temperature Range**: -10° C to +70° C
- Insulation Material** : Flexible water proof PVC
- Conductor** : High Conductivity Annealed  
Bunched Copper
- Conductor Class** : 5
- Available Size** : up to and including 6.0 mm<sup>2</sup> (2, 3 & 4 Core)
- Sheath Color** : Black

MULTICORE FLEXIBLE PVC INSULATED AND SHEATHED CABLES									IS-694 ISI CM/L-3406447	
Nominal Cross-Sectional Area of Conductor	No. of Strands / Nominal Dia of wire **	Thickness of Insulation (Nom.)	Thickness of Sheath (Nom.) mm			Overall Dimensions (Max.) mm			Current Carrying Capacity #	Max. Resistance per km @ 20°C as per IS 8130 : 2013
			Two Core	Three Core	Four Core	Two Core	Three Core	Four Core		
mm <sup>2</sup>	mm	mm	mm	mm	mm	mm	mm	mm	Amps	Ohms
0.5	16/0.21	0.6	0.9	0.9	0.9	6.9	7.3	8.0	4	39.0
0.75	24/0.21	0.6	0.9	0.9	0.9	7.3	7.7	8.4	7	26.0
1.0	32/0.21	0.6	0.9	0.9	0.9	7.6	8.1	8.8	11	19.5
1.5	30/0.26	0.6	0.9	0.9	1.0	8.9	9.4	10.4	14	13.3
2.5	50/0.26	0.7	1.0	1.0	1.0	10.3	10.9	12.0	18	7.98
4.0	56/0.31	0.8	1.0	1.0	1.0	11.6	12.4	13.6	26	4.95
6.0	84/0.31	0.8	1.1	1.2	1.2	13.0	13.8	15.47	31	3.30

# As per IS 3961 (Part V) : 1968. \*\* Nominal dia to meet the specified resistance.





SINGLE CORE, UNSHEATHED CABLES IN VOLTAGE GRADE 1100V					IS-694 ISI CM/L-3406447		
Nominal Cross-Sectional Area of Conductor	Conductor Class	No. of Strands/ Nominal Dia of wire**	Thickness of insulation (Nom.)	Approx. Overall Diameter	Current Carrying Capacity# 2 Cables, Single Phase		Max. Resistance per km @ 20° C as per IS 8130 : 2013
					In Conduit/ Trunking	Unenclosed- Clipped directly to a surface or on cable tray	
mm <sup>2</sup>		mm	mm	mm	Amps.	Amps.	ohms
0.5	5	16/0.21	0.6	2.2	3	4	39.0
0.75	5	24/0.21	0.6	2.4	6	7	26.0
1.0	2	14/0.31	0.7	2.7	11	12	18.1
1.5	2	22/0.31	0.7	3.0	13	16	12.1
2.5	2	36/0.31	0.8	3.6	18	22	7.41
1.0	5	32/0.21	0.6	2.65	11	12	19.5
1.5	5	30/0.26	0.7	2.9	13	16	13.3
2.5	5	50/0.26	0.8	3.55	18	22	7.98
4.0	5	56/0.31	0.8	4.0	24	29	4.95
6.0	5	84/0.31	0.8	4.6	31	37	3.30
10.0	5	140/0.31	1.0	6.2	42	51	1.91
16.0	5	226/0.31	1.0	7.3	57	68	1.21
25.0	5	354/0.31	1.2	9.9	71	86	0.780
35.0	5	495/0.31	1.2	10.9	91	110	0.554
50.0	5	703/0.31	1.4	13.3	120	145	0.386

Standard Length : 90 Meter Coils in Protective carton. Coils in 45 Meter & Project coils of 180 / 270 mtrs and 500 mtrs also available  
 # As per IS 3961 (Part V) : 1968. \*\* Nominal dia to meet the specified resistance.

3 CORE PVC INSULATED AND PVC SHEATHED FLAT CABLES					IS-694 ISI CM/L-3406447	
Nominal Cross-Sectional Area of Conductor	No. of Strands / Nominal Dia of Wire **	Thickness of Insulation (Nom.)	Thickness of Sheath (Nom.)	Overall Dimensions (Max.) (W x H)	Current Carrying Capacity #	Max. Resistance per km @ 20°C as per IS 8130 : 2013
mm <sup>2</sup>	mm	mm	mm	mm	Amps	Ohms
1.0	32/0.21	0.6	0.9	11.0 x 5.4	11	19.5
1.5	30/0.26	0.6	0.9	12.0 x 5.6	14	13.3
2.5	50/0.26	0.7	1.0	13.0 x 6.2	18	7.98
4.0	56/0.31	0.8	1.0	15.3 x 7.1	26	4.95
6.0	84/0.31	0.8	1.1	19.2 x 8.4	31	3.30
10.0	140/0.31	1.0	1.4	24.2 x 10.4	42	1.91
16.0	226/0.31	1.0	1.4	29.0 x 12.4	57	1.21
25.0	354/0.31	1.2	2.0	36.5 x 15.7	72	0.780
35.0	495/0.31	1.2	2.0	40.5 x 17.2	90	0.554
50.0	703/0.31	1.4	2.2	46.5 x 19.3	115	0.386

# As per IS 3961 (Part V) : 1968. \*\* Nominal dia to meet the specified resistance.

**SINGLE CORE, UNSHEATHED CABLES IN VOLTAGE GRADE 1100V**

**IS-694 ISI CM/L-3406447**

Nominal Cross-Sectional Area of Conductor	Conductor Class	No. of Strands/ Nominal Dia of wire**	Thickness of insulation (Nom.)	Approx. Overall Diameter	Current Carrying Capacity# 2 Cables, Single Phase		Max. Resistance per km @ 20° C as per IS 8130 : 2013
					In Conduit/ Trunking	Unenclosed- Clipped directly to a surface or on cable tray	
mm <sup>2</sup>		mm	mm	mm	Amps.	Amps.	ohms
1.0	2	14/0.31	0.7	2.7	11	12	18.1
1.5	2	22/0.31	0.7	3.0	13	16	12.1
2.5	2	36/0.31	0.8	3.6	18	22	7.41

# As per IS 3961 (Part V) : 1968. \*\* Nominal dia to meet the specified resistance.



**C.R.I. WIRES & CABLES**  
*Quality to the core*

- 6 decades of engineering excellence
- Sold in more than 120 countries
- More than 9000 models of pumps and motors
- Over 1500 service centres
- Fully equipped R&D wing recognized by Ministry of Science and Technology
- ISO 9001 & 14001 accreditations

In view of continuous developments, the information / performance / descriptions / specifications / illustrations, mentioned in this catalogue are subject to change without notice.  
A&R / WIRE & CABLE /08-24